

Missouri State Library: 2024 PLS			Staff		Expenditures				
Library	Pop. Served	Total FTE		Print Material & Serial Subscript.	Electronic Materials	AV & Other Materials	Collection Expend.	Other Expend.	Total Expend.
		Paid Staff	Personnel Expenditures						
Adair County Public Library	25,314	7	\$297,559	\$64,917	\$58,818	\$8,361	\$132,096	\$84,718	\$514,373
Adrian Community Library	1,730	0	\$0	\$3,505	\$3,585	\$0	\$7,090	\$17,479	\$24,569
Advance Community Library	1,349	0.5	\$13,524	\$944	\$2,095	\$0	\$3,039	\$7,150	\$23,713
Albany Carnegie Public Library	1,670	2	\$96,377	\$6,582	\$2,045	\$1,997	\$10,624	\$24,971	\$131,972
Appleton City Library	1,032	0.8	\$20,329	\$149	\$0	\$0	\$149	\$9,374	\$29,852
Atchison County Library	5,305	6	\$220,706	\$23,047	\$3,985	\$2,147	\$29,179	\$105,728	\$355,613
Barry-Lawrence Regional Library	72,535	36	\$1,587,559	\$117,797	\$81,030	\$15,507	\$214,334	\$741,709	\$2,543,602
Barton County Library	11,637	5	\$186,052	\$12,394	\$4,322	\$2,008	\$18,724	\$113,782	\$318,558
Bernie Public Library	1,859	0.75	\$24,910	\$2,928	\$0	\$218	\$3,146	\$13,167	\$41,223
Bethany Public Library	2,915	2	\$39,041	\$10,199	\$2,045	\$1,756	\$14,000	\$12,712	\$65,753
Bloomfield Public Library	1,755	1	\$28,128	\$2,898	\$0	\$0	\$2,898	\$11,185	\$42,211
Bollinger County Library	10,567	3	\$123,064	\$4,522	\$0	\$113	\$4,635	\$51,960	\$179,659
Bonne Terre Memorial Library	6,903	2	\$88,926	\$10,326	\$2,123	\$2,460	\$14,909	\$45,685	\$149,520
Boonslick Regional Library	59,455	21	\$925,092	\$154,980	\$61,788	\$45,402	\$262,170	\$423,845	\$1,611,107
Bowling Green Public Library	4,195	2	\$48,620	\$9,678	\$1,117	\$1,117	\$11,912	\$36,082	\$96,614
Branson/Hollister Library Subdistrict	41,768	10	\$249,349	\$115,241	\$29,953	\$21,691	\$166,885	\$315,770	\$732,004
Brentwood Public Library	8,233	7	\$443,716	\$45,684	\$32,057	\$13,970	\$91,711	\$191,063	\$726,490
Brookfield Public Library	4,111	3	\$102,991	\$9,493	\$5,320	\$3,360	\$18,173	\$33,106	\$154,270
Caldwell County Library	6,867	2	\$72,707	\$4,035	\$2,100	\$0	\$6,135	\$21,272	\$100,114
Camden County Library	42,745	25	\$1,392,040	\$70,090	\$38,202	\$1,774	\$110,066	\$267,346	\$1,769,452
Cameron Public Library	8,513	4	\$145,330	\$14,295	\$3,620	\$38	\$17,953	\$99,078	\$262,361
Canton Public Library	2,724	2	\$56,732	\$5,388	\$2,586	\$28	\$8,002	\$30,047	\$94,781
Cape Girardeau Public Library	36,170	18	\$909,072	\$82,052	\$40,025	\$23,625	\$145,702	\$343,523	\$1,398,297
Carnegie (Shelbina) Public Library	1,613	2	\$55,438	\$7,916	\$2,100	\$0	\$10,016	\$5,358	\$70,812
Carrollton Public Library	3,514	4	\$146,121	\$23,644	\$2,328	\$11,438	\$37,410	\$94,950	\$278,481
Carter County Library	5,202	4	\$94,318	\$28,630	\$2,045	\$10,210	\$40,885	\$3,186	\$138,389
Carthage Public Library	15,522	17	\$645,707	\$40,996	\$3,718	\$5,995	\$50,709	\$343,984	\$1,040,400
Caruthersville Public Library	5,562	5	\$130,830	\$20,142	\$23,000	\$17,397	\$60,539	\$63,997	\$255,366
Cass County Public Library	107,824	43	\$2,457,539	\$140,462	\$169,418	\$11,909	\$321,789	\$1,042,728	\$3,822,056
Cedar County Library District	14,188	7	\$234,894	\$16,054	\$3,735	\$481	\$20,270	\$38,663	\$293,827
Centralia Public Library	4,053	4	\$215,582	\$27,755	\$10,325	\$28,208	\$66,288	\$88,933	\$370,803
Chaffee Public Library	3,057	1	\$48,224	\$11,911	\$0	\$1,797	\$13,708	\$12,878	\$74,810
Christian County Library	88,842	45	\$2,012,064	\$82,558	\$143,123	\$17,493	\$243,174	\$583,406	\$2,838,644
Clarence Public Library	738	0.25	\$2,584	\$6,881	\$0	\$0	\$6,881	\$0	\$9,465
Conran Memorial Library	2,493	0.88	\$26,316	\$10,139	\$0	\$225	\$10,364	\$511	\$37,191
Crawford County Library	21,563	8	\$292,661	\$60,276	\$3,718	\$33,053	\$97,047	\$145,468	\$535,176
Crystal City Public Library	4,740	2	\$66,125	\$11,808	\$2,571	\$120	\$14,499	\$24,511	\$105,135

Missouri State Library: 2024 PLS			Staff	Expenditures					
		Total FTE		Print					
	Pop.	Paid	Personnel	Material	Electronic	AV & Other	Collection	Other	Total
Library	Served	Staff	Expenditures	& Serial Subscript.	Materials	Materials	Expend.	Expend.	Expend.
Dade County Library	6,763	3	\$79,575	\$14,367	\$4,812	\$371	\$19,550	\$32,978	\$132,103
Dallas County Library	17,071	4	\$114,270	\$11,308	\$3,718	\$2,643	\$17,669	\$41,123	\$173,062
Daniel Boone Regional Library	223,840	113	\$7,718,012	\$527,429	\$1,344,120	\$160,330	\$2,031,879	\$2,483,901	\$12,233,792
Daviess County Library	8,430	4	\$142,600	\$12,454	\$3,857	\$6,516	\$22,827	\$60,928	\$226,355
De Soto Public Library	6,449	5	\$196,730	\$20,788	\$14,089	\$2,650	\$37,527	\$87,712	\$321,969
Desloge Public Library	4,823	2	\$49,091	\$12,380	\$2,329	\$410	\$15,119	\$28,918	\$93,128
Doniphan-Ripley County Library District	10,679	6	\$173,200	\$14,845	\$3,800	\$300	\$18,945	\$34,150	\$226,295
Douglas County Public Library	11,578	2	\$104,452	\$12,351	\$4,218	\$1,356	\$17,925	\$29,597	\$151,974
Dulany Memorial Library	1,563	0.81	\$28,256	\$2,899	\$2,478	\$240	\$5,617	\$14,521	\$48,394
Dunklin County Library	28,283	12	\$477,626	\$73,288	\$7,890	\$2,087	\$83,265	\$213,601	\$774,492
Farmington Public Library	18,217	10	\$353,692	\$51,426	\$7,590	\$8,015	\$67,031	\$185,157	\$605,880
Ferguson Municipal Public Library	18,527	9	\$525,802	\$42,367	\$20,205	\$6,281	\$68,853	\$142,586	\$737,241
Festus Public Library	12,706	6	\$251,811	\$24,174	\$3,702	\$1,731	\$29,607	\$132,490	\$413,908
Gentry County Library	4,492	4	\$241,209	\$13,298	\$4,138	\$259	\$17,695	\$50,628	\$309,532
Grundy County-Jewett Norris Library	9,808	6	\$198,125	\$19,684	\$9,983	\$695	\$30,362	\$98,791	\$327,278
Hamilton Public Library	1,690	1	\$50,920	\$8,791	\$2,468	\$0	\$11,259	\$15,367	\$77,546
Hannibal Free Public Library	17,086	9	\$534,669	\$44,596	\$4,898	\$2,980	\$52,474	\$169,354	\$756,497
Heartland Regional Library System	33,154	13	\$597,488	\$126,508	\$32,352	\$66,607	\$225,467	\$250,802	\$1,073,757
Henry County Library	21,946	9	\$383,406	\$28,229	\$4,937	\$7,464	\$40,630	\$584,147	\$1,008,183
Hickory County Library	8,279	4	\$132,010	\$23,785	\$7,002	\$5,604	\$36,391	\$39,270	\$207,671
Howard County Public Library	9,094	2	\$92,963	\$9,948	\$2,035	\$1,445	\$13,428	\$33,102	\$139,493
James Memorial Library	3,935	3	\$125,984	\$7,848	\$2,045	\$0	\$9,893	\$7,887	\$143,764
Jefferson County Library	135,409	58	\$3,008,121	\$254,012	\$236,887	\$96,907	\$587,806	\$992,012	\$4,587,939
Joplin Public Library	48,784	30	\$1,614,698	\$153,865	\$79,801	\$18,097	\$251,763	\$666,470	\$2,532,931
Kansas City Public Library	232,498	230	\$17,401,610	\$1,154,167	\$1,577,702	\$93,685	\$2,825,554	\$10,219,040	\$30,446,204
Keller Public Library of Dexter	7,927	3	\$121,720	\$25,951	\$6,484	\$1,242	\$33,677	\$60,596	\$215,993
Kirkwood Public Library	29,461	27	\$1,542,925	\$219,688	\$118,985	\$28,039	\$366,712	\$845,571	\$2,755,208
LaPlata Public Library	1,257	0.43	\$9,080	\$3,546	\$0	\$0	\$3,546	\$10,720	\$23,346
Lebanon-Laclede County Library	36,039	14	\$449,282	\$57,893	\$9,739	\$11,307	\$78,939	\$306,149	\$834,370
Lewis Library of Glasgow	1,087	0.95	\$21,273	\$4,025	\$525	\$0	\$4,550	\$3,356	\$29,179
Lilbourn Memorial Library	822	0.4	\$10,644	\$44	\$0	\$0	\$44	\$8,497	\$19,185
Little Dixie Regional Libraries	31,406	17	\$770,134	\$212,151	\$45,362	\$85,322	\$342,835	\$437,629	\$1,550,598
Livingston County Library	14,557	18	\$614,749	\$46,412	\$47,417	\$12,422	\$106,251	\$570,788	\$1,291,788
Louisiana Public Library	3,199	1	\$34,259	\$3,400	\$1,350	\$400	\$5,150	\$2,000	\$41,409
Macon Public Library	5,457	6	\$118,903	\$18,734	\$2,100	\$2,700	\$23,534	\$97,122	\$239,559
Maplewood Public Library	8,269	8	\$367,073	\$31,255	\$24,801	\$3,150	\$59,206	\$148,704	\$574,983
Marceline Carnegie Library	2,123	2	\$56,361	\$13,338	\$2,045	\$3,944	\$19,327	\$16,046	\$91,734

Missouri State Library: 2024 PLS			Staff		Expenditures				
		Total FTE		Print					
	Pop.	Paid	Personnel	Material	Electronic	AV & Other	Collection	Other	Total
Library	Served	Staff	Expenditures	& Serial Subscript.	Materials	Materials	Expend.	Expend.	Expend.
Marion County Library District	6,734	3	\$128,128	\$33,675	\$2,045	\$2,159	\$37,879	\$84,750	\$250,757
Marshall Public Library	13,806	5	\$216,863	\$16,236	\$7,060	\$720	\$24,016	\$70,746	\$311,625
Maryville Public Library	10,633	5	\$264,505	\$29,867	\$37,686	\$4,846	\$72,399	\$177,884	\$514,788
McDonald County Library	23,303	6	\$217,118	\$13,900	\$7,916	\$4,657	\$26,473	\$95,187	\$338,778
Mercer County Library	3,538	3	\$85,041	\$7,278	\$4,161	\$90	\$11,529	\$42,695	\$139,265
Mexico-Audrain County Library District	24,962	15	\$636,411	\$67,592	\$26,730	\$654	\$94,976	\$240,840	\$972,227
Mid-Continent Public Library	840,292	540	\$35,771,279	\$3,622,542	\$5,887,835	\$363,300	\$9,873,677	\$23,498,609	\$69,143,565
Mississippi County Library District	12,577	5	\$252,794	\$26,684	\$19,585	\$3,276	\$49,545	\$117,198	\$419,537
Missouri River Regional Library	90,553	41	\$2,040,716	\$169,128	\$122,101	\$69,016	\$360,245	\$850,268	\$3,251,229
Moniteau County Library	12,553	4	\$123,058	\$16,640	\$2,045	\$2,211	\$20,896	\$51,428	\$195,382
Monroe City Public Library	2,522	0.95	\$26,954	\$4,052	\$2,035	\$0	\$6,087	\$1,288	\$34,329
Montgomery City Public Library	2,811	3	\$111,675	\$15,812	\$4,253	\$4,350	\$24,415	\$88,434	\$224,524
Morgan County Library	21,006	5	\$238,443	\$24,089	\$24,028	\$2,561	\$50,678	\$171,942	\$461,063
Mound City Public Library	1,004	1	\$43,452	\$13,182	\$1,225	\$458	\$14,865	\$10,315	\$68,632
Mountain View Public Library	2,533	4	\$121,070	\$2,818	\$2,000	\$602	\$5,420	\$17,251	\$143,741
Neosho Newton County Library	54,445	11	\$528,251	\$62,397	\$15,000	\$10,887	\$88,284	\$432,679	\$1,049,214
Nevada Public Library	8,212	5	\$244,683	\$14,735	\$2,375	\$8,005	\$25,115	\$88,099	\$357,897
New Madrid County Library	14,829	8	\$317,950	\$39,184	\$3,718	\$4,529	\$47,431	\$137,500	\$502,881
Newburg Public Library	333	0	\$0	\$0	\$0	\$0	\$0	\$0	\$0
Norborne Public Library	634	1	\$5,822	\$4,642	\$0	\$0	\$4,642	\$2,849	\$13,313
North Kansas City Public Library	4,467	9	\$532,946	\$70,335	\$26,884	\$7,562	\$104,781	\$298,610	\$936,337
Northeast Missouri Library Service	17,686	8	\$235,992	\$27,813	\$4,707	\$2,025	\$34,545	\$87,788	\$358,325
Oregon County Library District	8,635	4	\$143,718	\$31,058	\$11,608	\$106	\$42,772	\$68,192	\$254,682
Oregon Public Library	837	0.63	\$29,044	\$3,500	\$0	\$0	\$3,500	\$5,091	\$37,635
Ozark Regional Library	22,163	9	\$421,042	\$40,543	\$11,088	\$1,977	\$53,608	\$137,121	\$611,771
Park Hills Public Library	8,587	3	\$148,711	\$12,805	\$10,670	\$3,148	\$26,623	\$41,099	\$216,433
Piedmont Public Library	1,897	2	\$58,875	\$4,005	\$0	\$253	\$4,258	\$11,432	\$74,565
Polk County Library	31,519	13	\$536,241	\$47,935	\$45,809	\$9,030	\$102,774	\$262,464	\$901,479
Poplar Bluff Public Library	16,225	14	\$773,121	\$48,455	\$57,753	\$11,733	\$117,941	\$489,984	\$1,381,046
Price James Memorial Library	2,920	2	\$40,782	\$8,193	\$4,750	\$74	\$13,017	\$21,950	\$75,749
Pulaski County Library	52,759	10	\$521,695	\$39,503	\$37,410	\$2,370	\$79,283	\$216,890	\$817,868
Putnam County Public Library	4,681	3	\$100,502	\$19,743	\$3,805	\$4,415	\$27,963	\$105,825	\$234,290
Puxico Public Library	873	0.75	\$21,915	\$1,920	\$0	\$0	\$1,920	\$14,931	\$38,766
Ralls County Library	10,065	3	\$107,071	\$21,758	\$2,100	\$0	\$23,858	\$84,601	\$215,530
Ray County Public Library	23,158	6	\$255,401	\$59,343	\$22,331	\$87	\$81,761	\$288,956	\$626,118
Reynolds County Library District	6,096	5	\$137,190	\$10,321	\$4,090	\$292	\$14,703	\$75,801	\$227,694
Rich Hill Memorial Library	1,232	0.55	\$14,163	\$4,673	\$0	\$10	\$4,683	\$7,647	\$26,493

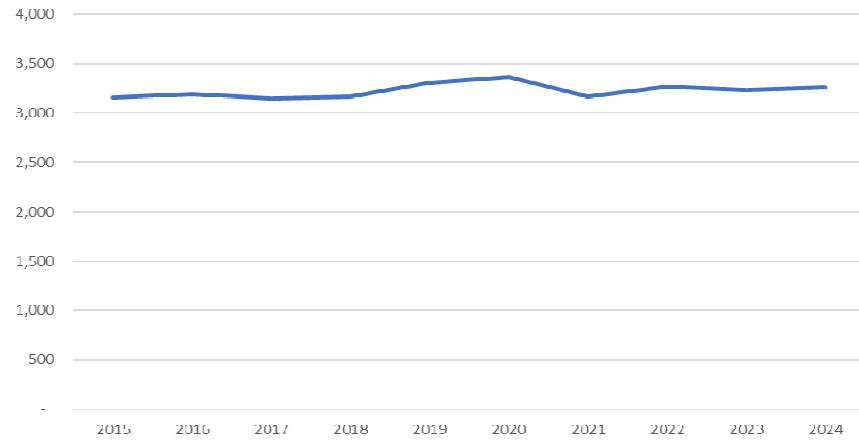
Missouri State Library: 2024 PLS		Staff		Expenditures					
		Total FTE		Print					
	Pop.	Paid	Personnel	Material	Electronic	AV & Other	Collection	Other	Total
Library	Served	Staff	Expenditures	& Serial Subscript.	Materials	Materials	Expend.	Expend.	Expend.
Richmond Heights Memorial Library	9,286	11	\$622,283	\$59,543	\$35,311	\$6,828	\$101,682	\$139,658	\$863,623
Riverside Regional Library	85,846	19	\$918,867	\$99,763	\$18,585	\$11,403	\$129,751	\$386,351	\$1,434,969
Robertson Memorial Library	4,261	1	\$68,011	\$6,022	\$2,045	\$0	\$8,067	\$28,408	\$104,486
Rock Hill Public Library	4,750	4	\$221,268	\$15,475	\$12,229	\$2,000	\$29,704	\$137,473	\$388,445
Rolla Public Library	19,943	10	\$433,916	\$37,701	\$12,695	\$3,106	\$53,502	\$178,809	\$666,227
Rolling Hills Consolidated	41,674	28	\$1,353,618	\$132,746	\$172,409	\$30,959	\$336,114	\$610,827	\$2,300,559
Saint Charles City-County Library District	405,262	166	\$12,324,258	\$1,079,347	\$2,777,491	\$249,262	\$4,106,100	\$3,903,824	\$20,334,182
Saint Clair County Library	8,252	5	\$167,369	\$15,725	\$1,796	\$3,490	\$21,011	\$72,530	\$260,910
Saint Joseph Public Library	61,254	43	\$2,484,247	\$148,360	\$115,886	\$25,236	\$289,482	\$994,349	\$3,768,078
Saint Louis County Library	863,407	526	\$36,491,922	\$2,806,967	\$4,138,367	\$848,951	\$7,794,285	\$16,925,107	\$61,211,314
Saint Louis Public Library	301,578	327	\$20,716,036	\$948,867	\$1,360,500	\$302,465	\$2,611,832	\$8,280,831	\$31,608,699
Salem Public Library	4,608	3	\$107,188	\$10,805	\$2,545	\$1,383	\$14,733	\$55,298	\$177,219
Sarcoxie Public Library	1,406	0.73	\$35,040	\$448	\$2,000	\$0	\$2,448	\$8,324	\$45,812
Scenic Regional Library	147,730	50	\$3,302,207	\$395,292	\$410,405	\$59,016	\$864,713	\$64,520	\$4,231,440
Schuyler County Library	4,032	2	\$78,127	\$12,082	\$2,045	\$0	\$14,127	\$72,824	\$165,078
Scotland County Memorial Library	4,716	3	\$89,686	\$14,915	\$6,208	\$2,720	\$23,843	\$54,931	\$168,460
Sedalia Public Library	20,022	7	\$446,709	\$45,000	\$6,567	\$1,305	\$52,872	\$298,509	\$798,090
Seymour Community Library	993	1	\$40,055	\$7,843	\$2,095	\$367	\$10,305	\$16,733	\$67,093
Sikeston Public Library	14,435	5	\$246,667	\$22,492	\$5,994	\$440	\$28,926	\$84,031	\$359,624
Slater Public Library	1,834	0.75	\$22,200	\$3,345	\$875	\$0	\$4,220	\$8,250	\$34,670
Springfield-Greene County Library District	298,915	195	\$9,515,156	\$899,191	\$1,381,044	\$112,901	\$2,393,136	\$3,482,241	\$15,390,533
Steele Public Library	1,853	0.4	\$12,918	\$1,587	\$1,795	\$0	\$3,382	\$1,771	\$18,071
Stone County Library	31,076	12	\$419,992	\$69,549	\$20,487	\$18,050	\$108,086	\$269,373	\$797,451
Sullivan County Public Library	5,999	1	\$42,131	\$6,429	\$0	\$1,732	\$8,161	\$12,464	\$62,756
Sweet Springs Public Library	1,316	0.75	\$22,487	\$2,237	\$2,045	\$0	\$4,282	\$6,588	\$33,357
Texas County Library	24,487	6	\$216,949	\$20,976	\$7,276	\$3,856	\$32,108	\$120,836	\$369,893
Trails Regional Library	82,736	43	\$2,193,917	\$148,548	\$95,848	\$25,612	\$270,008	\$573,127	\$3,037,052
University City Public Library	35,065	28	\$1,771,242	\$188,197	\$116,395	\$41,902	\$346,494	\$1,784,225	\$3,901,961
Valley Park Community Library	3,140	2	\$59,180	\$5,823	\$2,851	\$200	\$8,874	\$27,518	\$95,572
Washington County Library	23,514	5	\$325,308	\$29,635	\$5,878	\$1,796	\$37,309	\$157,171	\$519,788
Washington Public Library	8,771	9	\$485,470	\$74,523	\$0	\$26,637	\$101,160	\$228,881	\$815,511
Webb City Public Library	13,031	5	\$254,232	\$25,367	\$16,583	\$9,148	\$51,098	\$128,896	\$434,226
Webster County Library	38,092	10	\$367,540	\$53,387	\$24,218	\$6,207	\$83,812	\$136,659	\$588,011
Webster Groves Public Library	24,010	15	\$811,356	\$81,573	\$88,997	\$9,311	\$179,881	\$283,375	\$1,274,612
Wellsville Public Library	998	0.59	\$14,213	\$2,650	\$0	\$0	\$2,650	\$6,237	\$23,100
West Plains Public Library	12,184	8	\$379,864	\$42,355	\$5,433	\$5,925	\$53,713	\$81,862	\$515,439
Willow Springs Public Library	2,164	2	\$49,065	\$3,327	\$2,245	\$4,557	\$10,129	\$39,035	\$98,229

Missouri State Library: 2024 PLS		Staff		Expenditures						
Library	Pop. Served	Total FTE Paid Staff	Personnel Expenditures	Print Material & Serial Subscript.	Electronic Materials	AV & Other Materials	Collection Expend.	Other Expend.	Total Expend.	
Worth County Library	1,973	0.5	\$14,802	\$2,828	\$2,045	\$0	\$4,873	\$17,748	\$37,423	
Wright County Library	18,188	5	\$191,190	\$14,097	\$3,718	\$2,582	\$20,397	\$128,334	\$339,921	

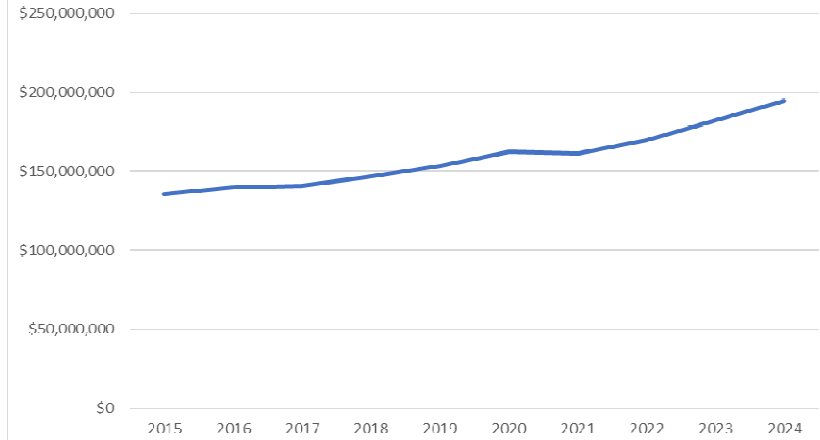
FY 2024		Staff			Expenditures					
			Total FTE		Print Material & Serial Subscript.	Electronic Materials	AV & Other Materials	Collection Expend.	Other Expend.	Total Expend.
Population Group	Pop. Served	Paid Staff	Personnel Expenditures							
Missouri (N=150)										
	Average	37,792	22	\$1,299,882	\$111,553	\$144,443	\$21,759	\$277,755	\$618,515	\$2,196,152
	Median	8,611	5	\$188,621	\$19,943	\$4,288	\$2,291	\$29,053	\$84,734	\$301,680
	Total	5,668,852	3,258	\$194,982,258	\$16,732,933	\$21,666,470	\$3,263,847	\$41,663,250	\$92,777,307	\$329,422,815
75,000+ (N=14)										
	Average	278,909	171	\$11,133,693	\$880,591	\$1,404,530	\$173,018	\$2,458,139	\$5,234,712	\$18,826,544
	Median	185,785	86	\$5,510,110	\$461,361	\$877,263	\$95,296	\$1,448,296	\$1,763,315	\$8,410,866
	Total	3,904,732	2,397	\$155,871,704	\$12,328,273	\$19,663,426	\$2,422,250	\$34,413,949	\$73,285,965	\$263,571,618
30,000-74,999 (N=17)										
	Average	43,996	20	\$969,267	\$107,803	\$56,816	\$25,528	\$190,146	\$497,689	\$1,657,102
	Median	41,674	17	\$770,134	\$115,241	\$40,025	\$18,097	\$166,885	\$343,523	\$1,398,297
	Total	747,940	338	\$16,477,540	\$1,832,651	\$965,866	\$433,973	\$3,232,490	\$8,460,709	\$28,170,739
15,000-29,999 (N=23)										
	Average	21,376	10	\$450,925	\$49,905	\$22,355	\$6,546	\$78,806	\$236,285	\$766,016
	Median	21,563	9	\$383,406	\$42,367	\$7,890	\$3,106	\$53,502	\$171,942	\$626,118
	Total	491,657	222	\$10,371,273	\$1,147,808	\$514,161	\$150,568	\$1,812,537	\$5,434,561	\$17,618,371
9,500-14,999 (N=17)										
	Average	12,343	6	\$238,197	\$23,001	\$10,434	\$2,953	\$36,388	\$117,904	\$392,489
	Median	12,553	5	\$234,894	\$21,758	\$4,322	\$1,731	\$28,926	\$84,601	\$327,278
	Total	209,833	98	\$4,049,351	\$391,019	\$177,381	\$50,201	\$618,601	\$2,004,367	\$6,672,319
6,000-9,499 (N=19)										
	Average	7,911	5	\$208,469	\$24,488	\$8,993	\$4,637	\$38,119	\$85,231	\$331,819
	Median	8,252	4	\$143,718	\$15,725	\$4,090	\$2,650	\$26,623	\$72,530	\$250,757
	Total	150,300	87	\$3,960,902	\$465,273	\$170,875	\$88,111	\$724,259	\$1,619,398	\$6,304,559
3,000-5,999 (N=24)										
	Average	4,410	3	\$126,127	\$16,278	\$5,226	\$4,153	\$25,657	\$61,916	\$213,699
	Median	4,480	3	\$97,410	\$12,231	\$2,558	\$1,765	\$16,407	\$46,662	\$159,674
	Total	105,837	77	\$3,027,043	\$390,675	\$125,426	\$99,665	\$615,766	\$1,485,972	\$5,128,781

FY 2024		Staff			Expenditures					
Population Group	Pop. Served	Total FTE Paid Staff	Personnel Expenditures	Print Material & Serial Subscript.	Electronic Materials	AV & Other Materials	Collection Expend.	Other Expend.	Total Expend.	
1,500-2,999 (N=20)										
Average	2,132	1	\$46,041	\$6,028	\$1,968	\$912	\$8,907	\$18,426	\$73,374	
Median	1,935	1	\$39,912	\$4,029	\$2,045	\$146	\$7,546	\$14,944	\$68,283	
Total	42,642	27	\$920,820	\$120,550	\$39,350	\$18,244	\$178,144	\$368,523	\$1,467,487	
Under 1,499 (N=16)										
Average	994	1	\$18,977	\$3,543	\$624	\$52	\$4,219	\$7,363	\$30,559	
Median	1,001	1	\$17,271	\$3,075	\$0	\$0	\$3,523	\$7,399	\$27,836	
Total	15,911	11	\$303,625	\$56,684	\$9,985	\$835	\$67,504	\$117,812	\$488,941	

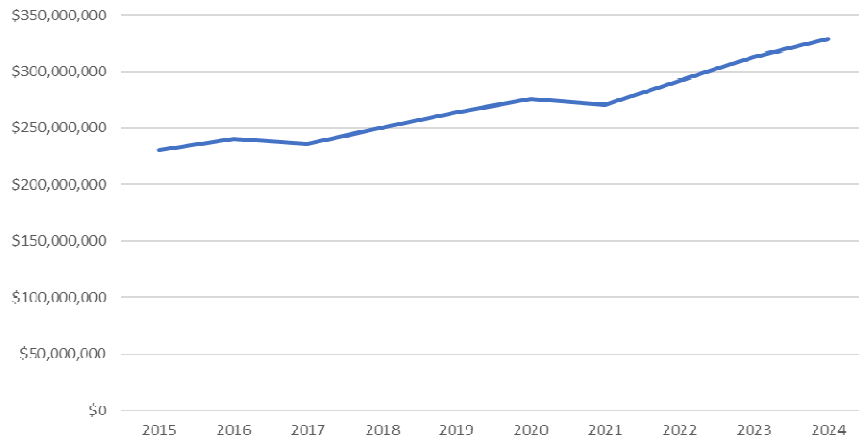
Total Paid Staff (FTEs)



Total Personnel Expenditures



Total All Expenditures



Expenditures by Type

